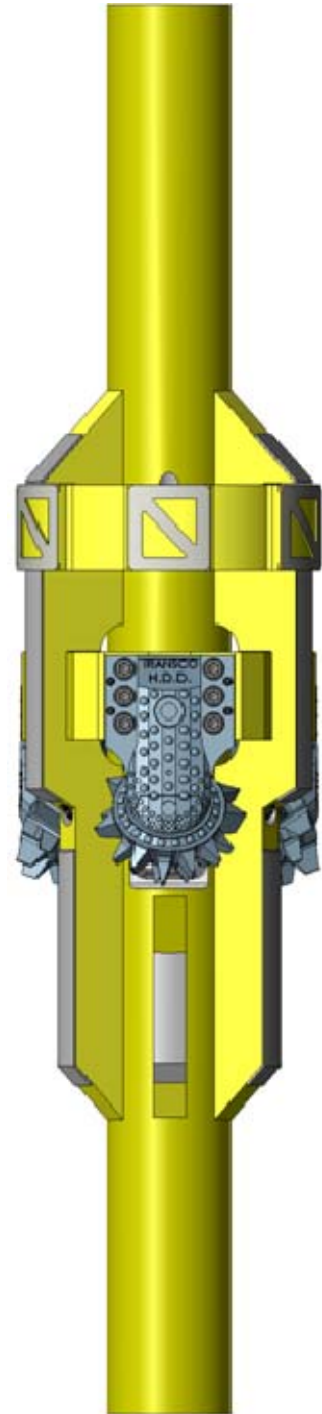


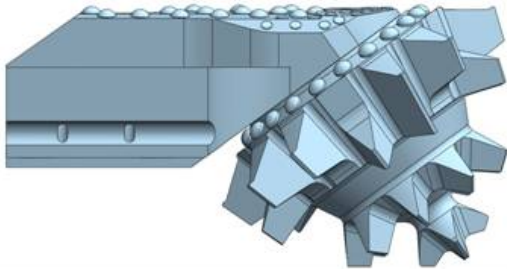
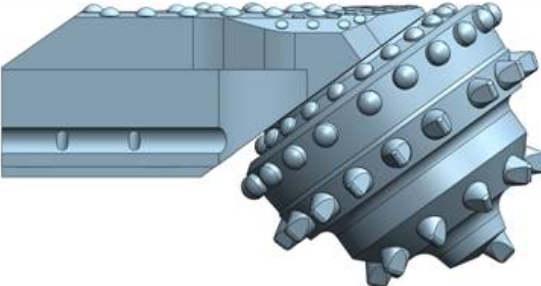
ORS 17 ½" x 24" SINGLE STAGE HOLE OPENER SPECIFICATION SHEET

Specifications	
Pilot hole diameter	17 ½"
Pilot hole upset length	17"
Hole Opener Diameter	24"
Hole Opener Upset length	22"
Cutter Quantity	3 EA
Fish Neck Length (Approx. New)	28"
Bottom Hole Length	21"
Fishing neck diameter	9"
ID	2 13/16"
Overall Length (Approx. New)	102"
Thread type top	7 5/8" Reg. Pin
Thread type bottom	7 5/8" Reg. Box
Number of nozzles	6 EA
Weight	1450 KG
Cutter Type	Milled Tooth/TCI
Bearing Type	Sealed Roller
Gauge Insert Shape	Dome



Recommended Drilling Parameters:	
Maximum Flow Rate	7000 LPM
Minimum Flow Rate	1800 LPM
Rotary Speed	25 - 120 RPM
Weight on Hole Opener	4 to 10 ton pr. cutter

Specifications – Leg Assembly

	10" Mill Tooth Cutters - M10 Specifications	10 " TCI Cutters - T25 Specifications
		
Cutter Type/ IADC	Milled Tooth/ 1-1-5 to 2-3-5	TCI/ 4-1-5 to 5-3-5
Inner Shape	Teeth Interrupted/ Hardfaced	Tungsten Carbide Chisel
Gauge Insert Shape	Tungsten Carbide Dome	Tungsten Carbide Dome
Max Face Contact Length/Cutter	8.75" (222mm)	8.75" (222mm)
Bearing Type	Sealed- Roller/Ball/Friction	Sealed – Roller/Ball/Friction
Weight	66kg/ 146lbs	74kg/ 163lbs
Formations	Soft to Medium	Medium to Hard
Operating Weights	4 to 10 ton pr. cutter	4 to 10 ton pr. cutter

Engineering Features;

- * Pressure Compensator
- * Shirt Tail Protection
- * Self Sharpening Teeth (on the M10 cutters)
- * Side Locking Safety Dowels
- * Stainless Cir-Clips to M24 high tensile socket head cap screws
- * 32mm Locating Dowels From Cutter to Hole Opener Body

